



Certificate ID: **105020**

Received: **5/4/22**

Scan QR Code
for authenticity



CANNAFLOWER

40 University Way, Unit 40


Brattleboro, VT 05301

Attn: Perrin

Client Sample ID: **Mandarin Sour**

Lot Number: **001**

Matrix: **Edibles - Gummy**

| | | |
|--|--|-------------------|
| Authorization: Chris Hudalla, Chief Science Officer | Signature:  | Date: 5/8/2022 |
|--|--|-------------------|



The data contained within this report was collected in accordance with the requirements of ISO/IEC17025:2017. I attest that the information contained within the report has been reviewed for accuracy and checked against the quality control requirements for each method. These results relate only to the test article listed in this report. Reports may not be reproduced except in their entirety.







CN: Cannabinoid Profile & Potency [WI-10-17 & WI-10-17-01]

Analyst: SD

Test Date: 5/5/2022

The client sample was analyzed for plant-based cannabinoids by Liquid Chromatography (LC). The collected data was compared to data collected for certified reference standards at known concentrations.

105020-CN

| ID | Weight % | Concentration (mg/gummy) | | | |
|-----------------|----------|--------------------------|---|--|--------|
| Δ^9 -THC | 0.0447 | 1.69 |  | | |
| THCV | ND | ND | | | |
| CBD | 0.835 | 31.6 |  | | |
| CBDV | 0.0067 | 0.253 |  | | |
| CBG | 0.0195 | 0.738 |  | | |
| CBC | 0.0390 | 1.48 |  | | |
| CBN | <LOQ | <LOQ | | | |
| THCA | ND | ND | | | |
| CBDA | 0.0109 | 0.412 |  | | |
| CBGA | ND | ND | | | |
| CBDVA | ND | ND | | | |
| Δ^8 -THC | ND | ND | | | |
| exo-THC | ND | ND | | | |
| Total | 0.956 | 36.2 | 0% | Cannabinoids (wt%) | 0.835% |
| Max THC | 0.0447 | 1.69 | | Limit of Quantitation (LOQ) = 0.0025 wt% | |
| Max CBD | 0.845 | 32.0 | | Limit of Detection (LOD) = 0.0008 wt% | |

Ratio of Total CBD to THC 18.9:1

Max THC (and Max CBD) are calculated values for total cannabinoids after heating, assuming complete decarboxylation of the acid to the neutral form. It is calculated based on the weight loss of the acid group during decarboxylation: $MAX\ THC = (0.877 \times THCA) + THC$. This calculation does not include other cannabinoid isomers (eg. D8-THC and exo-THC). ND=None detected above the limits of detection (LOD), which is one third of Limit of Quantification (LOQ). For values reported as "<LOQ", the estimated value is included in the calculated Total.

END OF REPORT